

Oberbank Company Presentation 3rd Quarter 2024



Oberbank
Nicht wie jede Bank

OBERBANK. NOT LIKE ANY OTHER BANK.



Photo-Credit: Joachim Haslinger

INDEPENDENCE is our TOP PRIORITY.

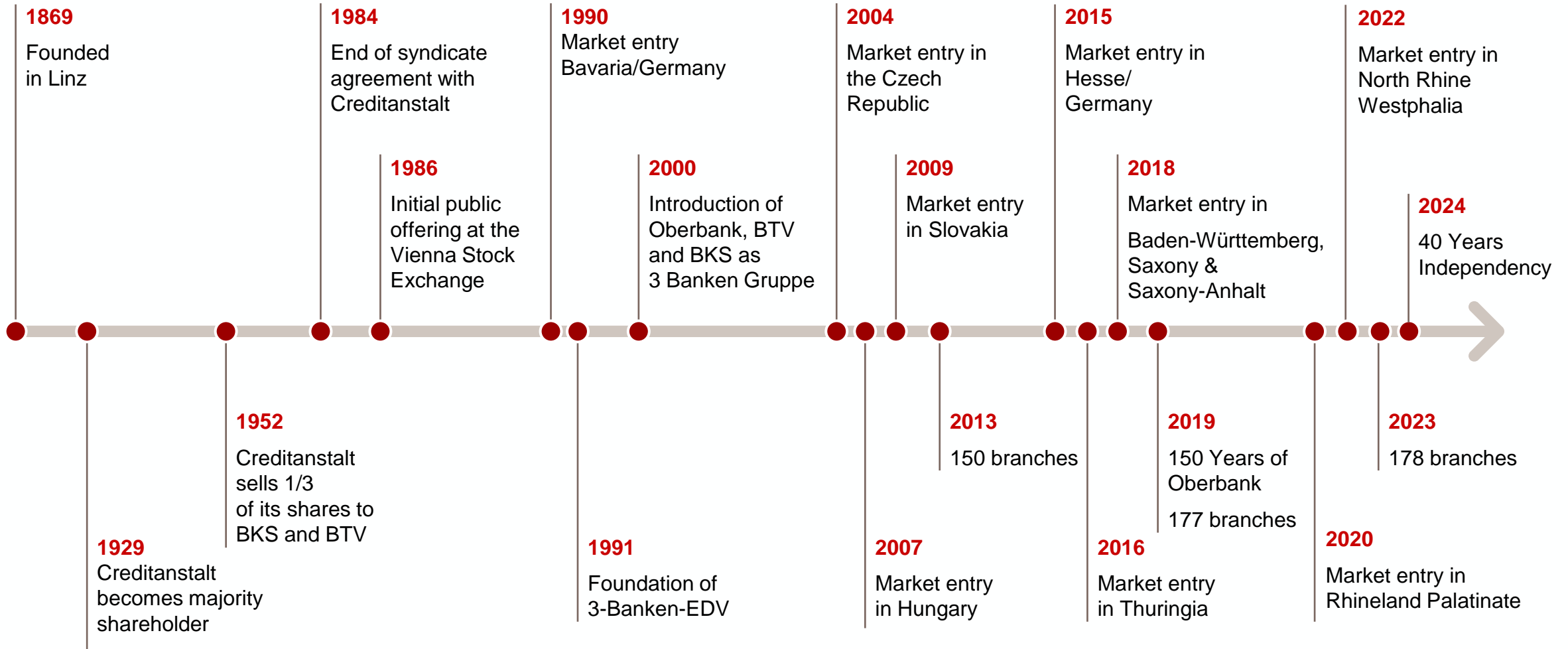
It makes us the first choice for our shareholders, customers, employees.
This is the base of our success, this is what we live for.

Oberbank

- **INDEPENDENT** since 1984
- **LISTED** since 1986



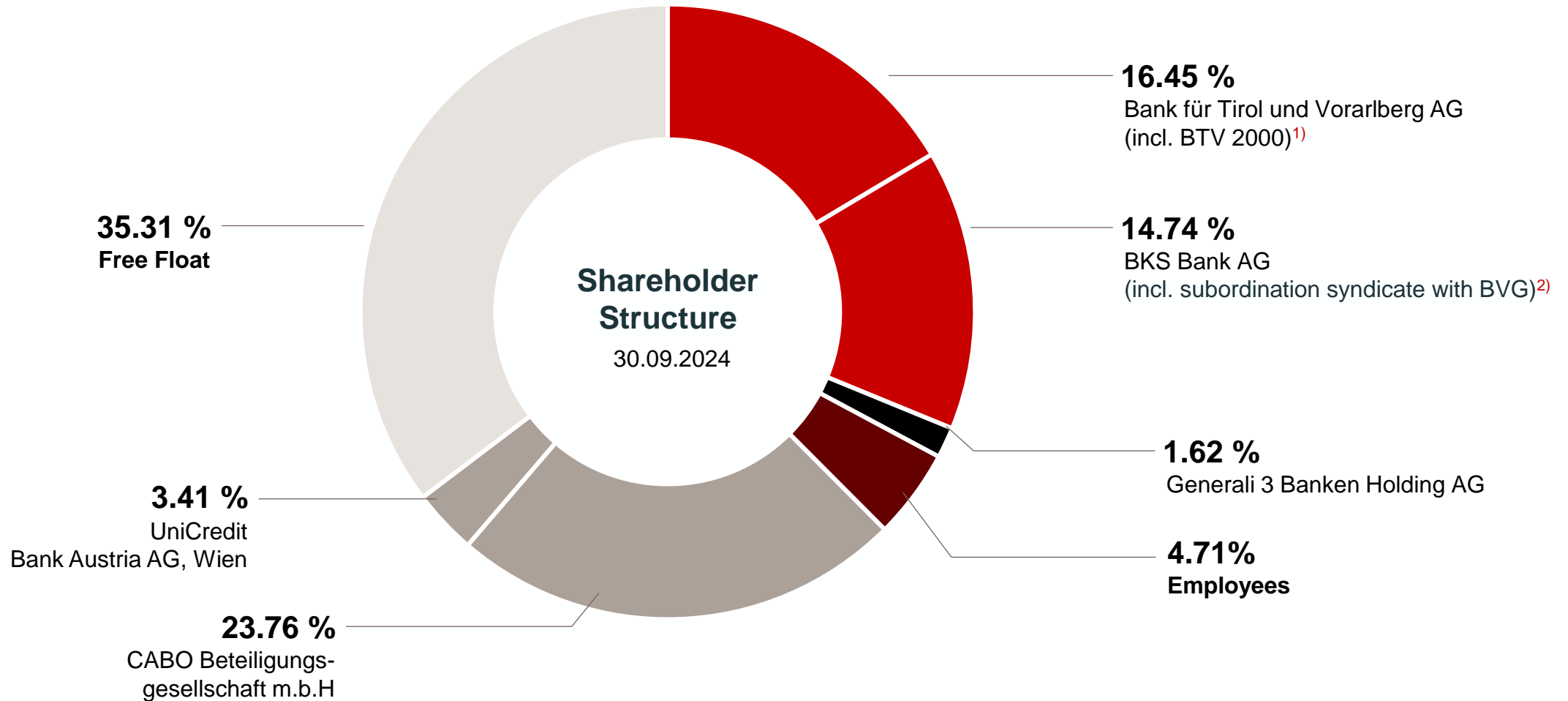
INDEPENDENCE DEVELOPED OVER YEARS



As of: 31. December 2023



SHAREHOLDER STRUCTURE ENSURES AUTONOMY



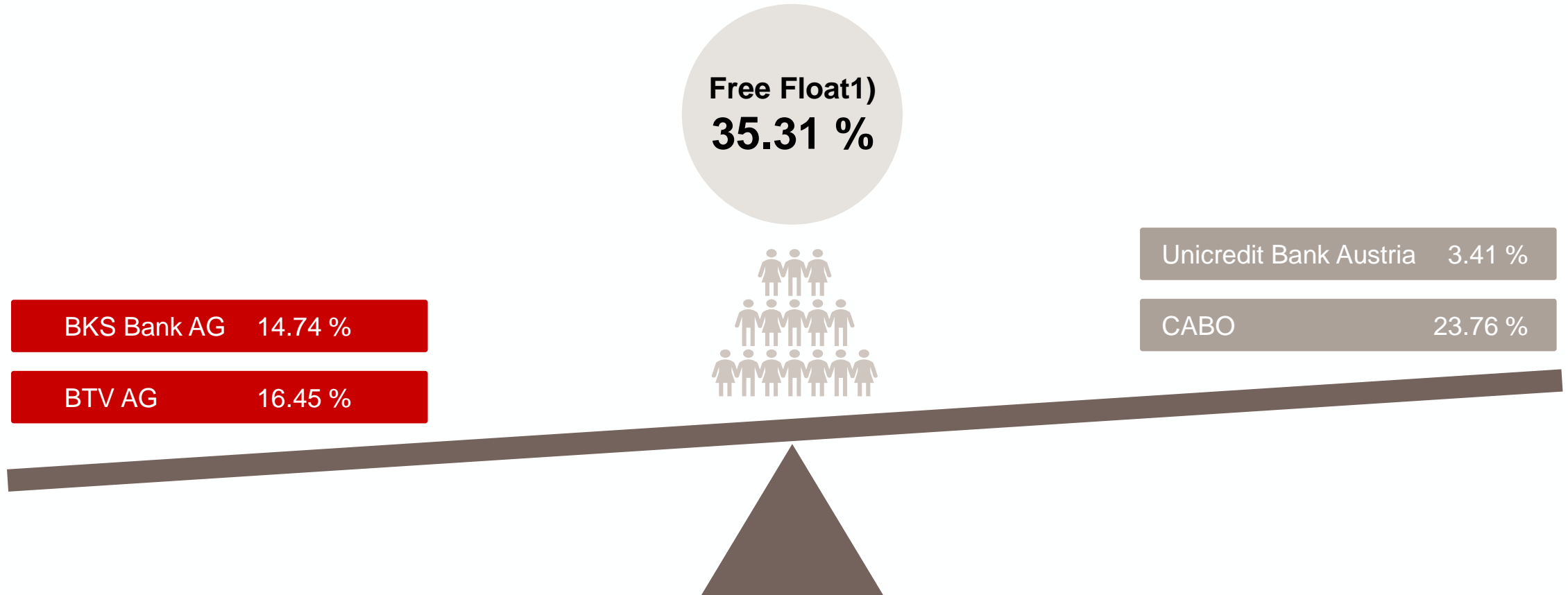
Source: Oberbank AG | As of: September 30, 2024

¹⁾ BTV 2000 Beteiligungsverwaltungsgesellschaft m.b.H. ("BTV 2000"), a wholly owned subsidiary of Bank für Tirol und Vorarlberg Aktiengesellschaft, holds 2.62% of Oberbank AG.

²⁾ Beteiligungsverwaltung Gesellschaft m.b.H. ("BVG") holds 0.58% in Oberbank AG



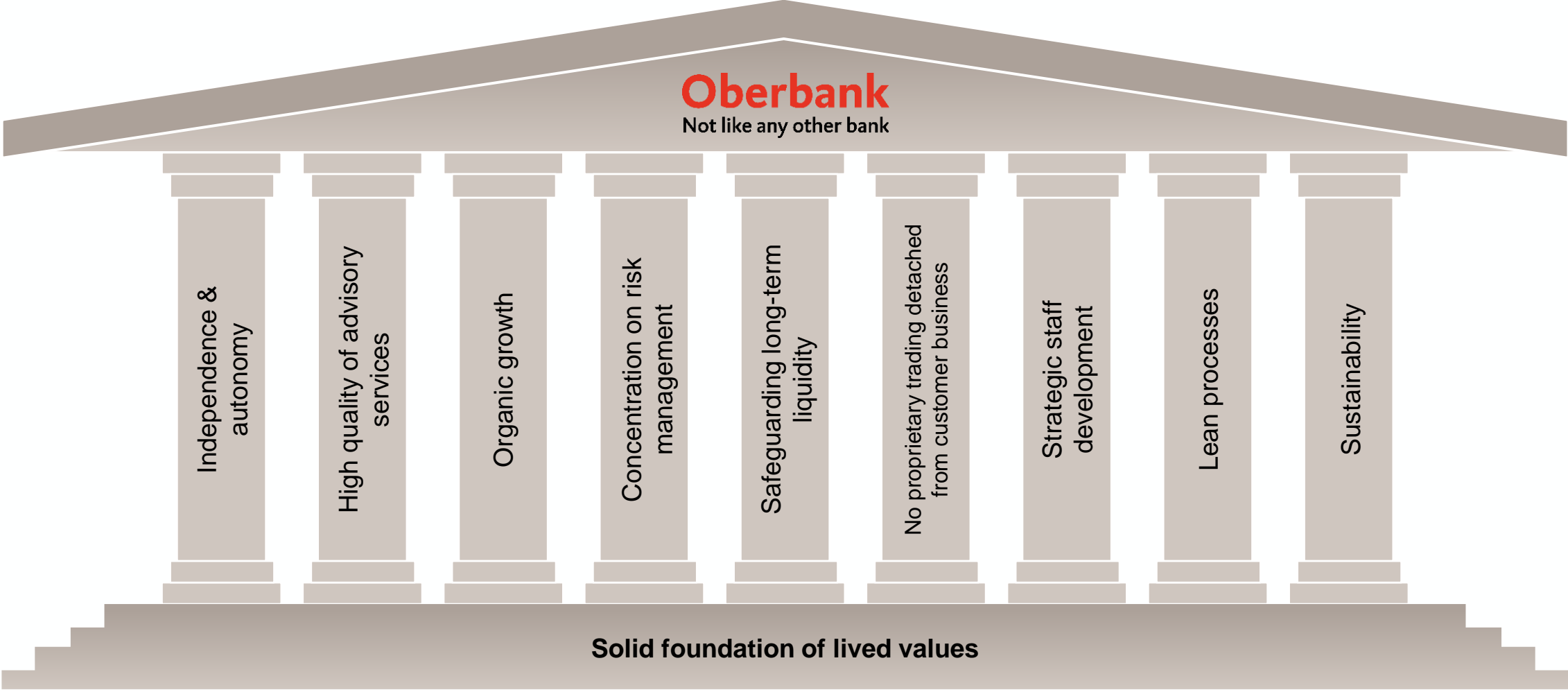
OBERBANK SYNDICATE HAS THE MAJORITY OVER UNICREDIT, BUT: THE FREE FLOAT HAS THE DECISIVE POWER



¹⁾ the missing percentage up to 100 % is held by Oberbank employees (4,71 %) and the Generali 3 Banken Holding AG (1,62 %).
As of: September 30, 2024



SUCCESSFUL BUSINESS MODEL



OUR STRATEGY 2025



AWARDS

Certified Employer				Gütesiegel Betriebliche Gesundheitsförderung ⁵	Austrian Ecolabel for Sustainable Finance ⁶	1. Place Recommender Award ⁷
Top Company ¹	Family- friendly Employer ²	Leading Employer ³	equalitA ⁴			
						

¹ Kununu-Label "TOP COMPANY",

² Federal Ministry Republic of Austria for Labour: Certificate berufundfamilie

³ Leading Employers – Austria 2023

⁴ equalitA - Das Gütesiegel für innerbetriebliche Frauenförderung

⁵ Österreichisches Netzwerk Betriebliche Gesundheitsförderung: Gütesiegel "BGF",

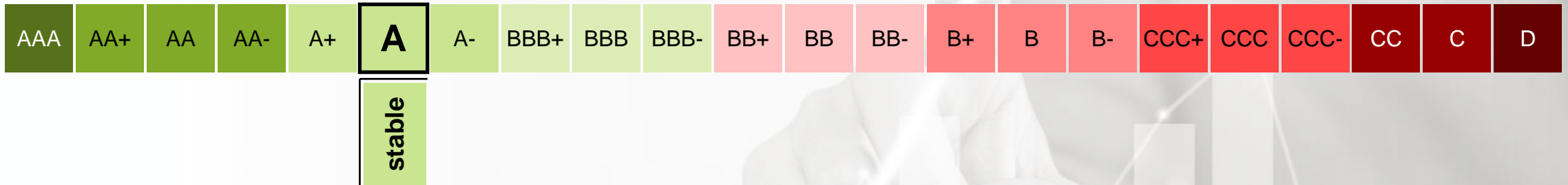
⁶ Federal Ministry Republic of Austria for Sustainability and Tourism: Austrian Ecolabel for Sustainable Finance; The Federal Ministry for Sustainability and Tourism has awarded the Austrian Ecolabel to the "be(e) green Girokonto", the "be green Sparkonto", the "be(e) green Konto VKK, the "be(e) green Studentenkonto", the "be(e) green zu Firmenkonto", the "be green Sparkonto Festzins" and the „be green Bonus-Sparkonto“, as projects financed through current account/savings deposits, environmental and social criteria are taken into account in addition to economic criteria. The Ecolabel guarantees that these criteria and their implementation are appropriate to select suitable stocks/bonds/investment fund shares and real estate or projects and forms of investment funds. This has been verified by an independent body. The award of the Ecolabel does not constitute an economic assessment and does not permit conclusions regarding the future performance of the investment product.

⁷ The Recommender Award, organised by the Finanz-Marketing Verband Österreich, is an award for banks and insurances, whose most satisfied customers often recommend their institutes. It is based in a survey of 8,000 customers by the market research institute, Telemark Marketing, in the first quarter of 2023. The evaluation method and base for the award is the "Net Promoter Score" (NPS®). Oberbank was awarded first place for the high readiness of its retail customers to recommend the bank und got the highest quality seal "Excellent Customer Orientation" among regional banks für the year 2023.



RATING BY STANDARD & POOR'S

Standard & Poor's rating scale



We are one of Austria's best rated banks.

Strong capitalization & high profits as most important criteria.

Source: Oberbank AG
As of: 19.03.2024



5 COUNTRIES – 175 BRANCHES – ONE OBERBANK

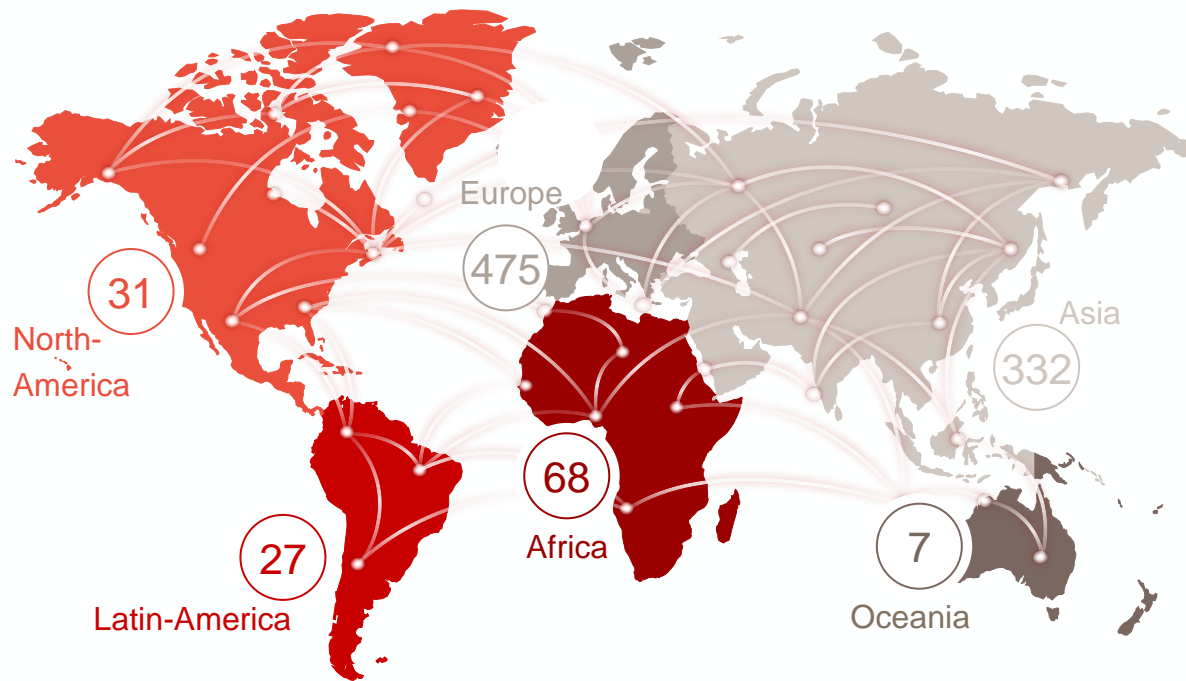


Source: Oberbank AG
As of: September 30, 2024



REGIONALITY MEETS INTERNATIONALITY: FROM EUROPE TO THE WORLD

...worldwide network of over 940 correspondent banks
and partners in more than 100 countries



...we provide a wide range of specific
products and services

International Payments



Documentary Business

(Letters of Credit, Encashments,
Bank Guarantees)



Export- & Trade Financing



Financing of international Investments



Hedging



Source: Oberbank AG



RESULTS Q3 2024: RESPECTABLE RESULTS DESPITE TURBULENCES IN GLOBAL ECONOMY

Profit before Tax

394.4 mn. €

-15.0 mn.¹⁾

RoE before Tax

13.28 %

-1.51 %-P.¹⁾

Cost-Income-Ratio

40.34 %

+1.51 %-P.¹⁾

Risk-Earning-Ratio

8.23 %

+3.45 %-P.¹⁾

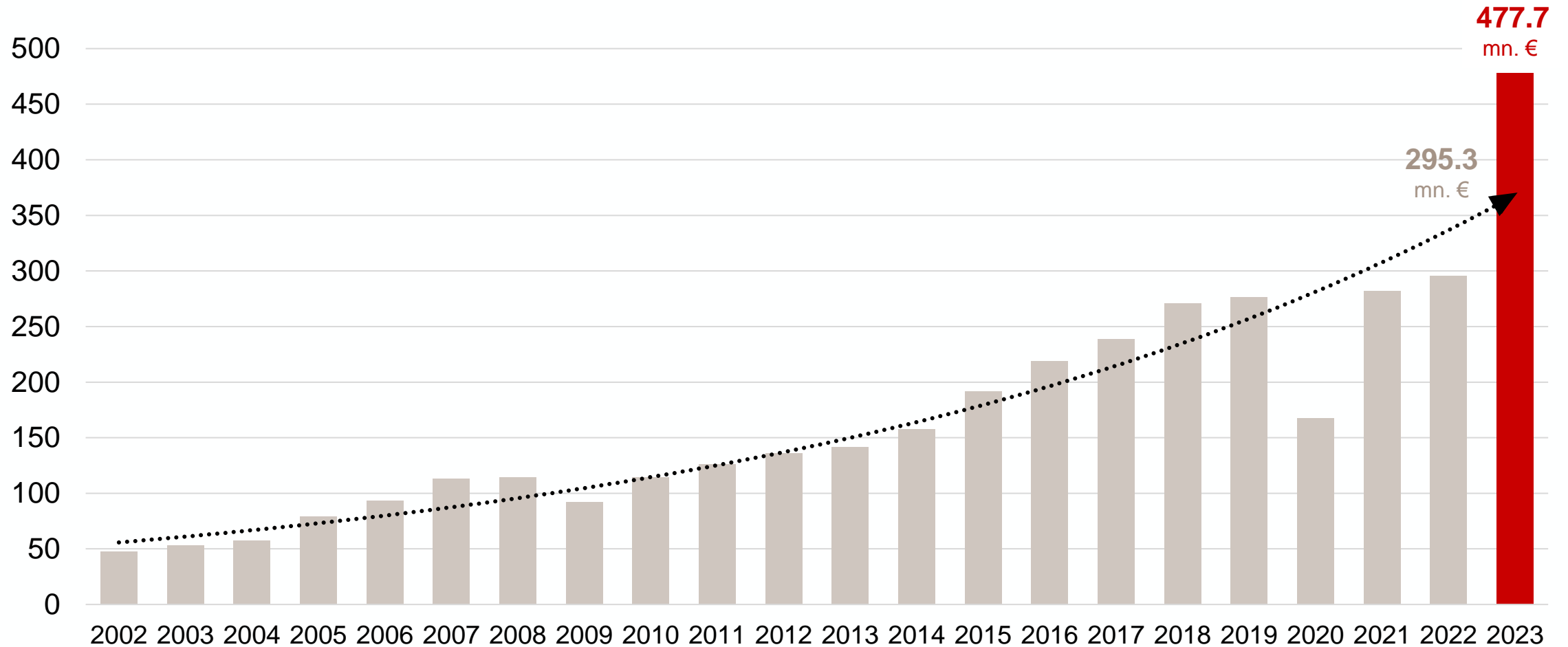
September 30,
2024

Source: Oberbank AG

¹⁾ Reference figures: September 30, 2023



PROFIT BEFORE TAX IN A LONG-TERM COMPARISON



Source: Oberbank AG, Shareholder Reports 2002 – 2023



CAPITALISATION Q3 2024: EQUITY CAPITAL CONTINUES TO RISE

Total Assets

27.97 bn. €

+0.14 bn.¹⁾
+0.5 %

Equity Capital

4.07 bn. €

+0.20 bn.¹⁾
+5.2%

September 30,
2024

Lending Volume

20.65 bn. €

+0.58 bn.¹⁾
+2.9%

Primary Funds

19.30 bn. €

+0.18 bn.¹⁾
+0.9%

Source: Oberbank AG

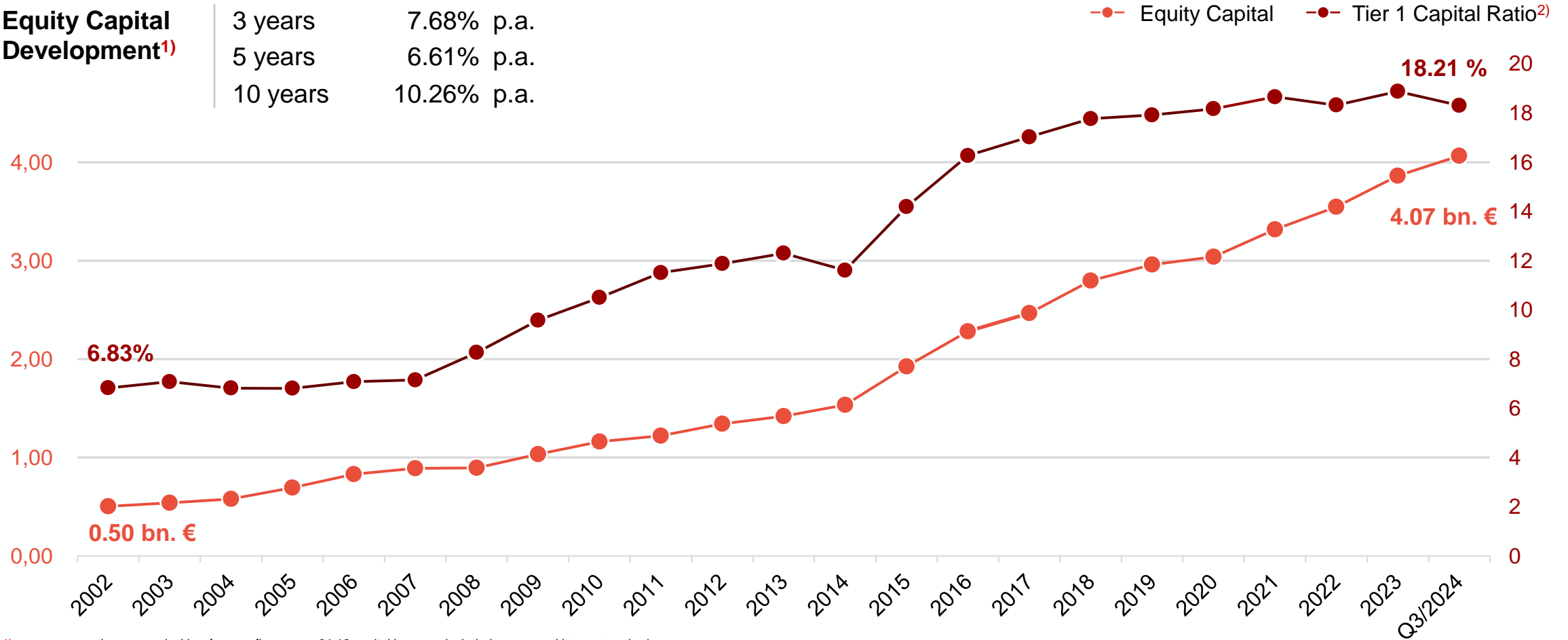
¹⁾ Reference figures: 31. December 2023



EQUITY INCREASE OVER THE PAST YEARS

Equity Capital Development¹⁾

3 years	7.68% p.a.
5 years	6.61% p.a.
10 years	10.26% p.a.



1) average growth compared with reference figures per 31.12 capital increase included; compound interest method
 2) Tier 1 Capital Ratio according to Basel I (until 2007), Basel II (2008-2013) and Basel III (since 2014)
 3) Source: Oberbank AG, Shareholder Reports 2002 – 2023, Oberbank Shareholder Report 30.09.2024



STRONG CAPITALIZATION

Oberbank
Q3/2024¹⁾

CET 1 ratio

17.93 %

Tier 1 capital ratio

18.21 %

Total capital ratio

20.04 %

Austria
Q2/2024²⁾

17.71%

18.74%

20.73%

International
Q2/2024³⁾

16.0%

17.4%

20.0%

¹⁾ Data as of September 30, 2024 – Source: Oberbank AG, Shareholder Report September 30, 2024

²⁾ Source: OeNB (latest data available)

³⁾ Source: EBA Riskdashboard (latest data available)



SUSTAINABILITY: WE TAKE RESPONSIBILITY



Quelle: Oberbank AG

Our sustainability goals to be achieved by 2025:

In **governance**:

- Commitment to the Paris Climate Agreement's 1.5°C goal
- Clear sustainability strategy

In the lending business

- Increase in share of sustainable lending in our loan portfolio
- Issues of green and social bonds

In **asset management**:

- Increasing the volume of sustainable 3BG retail funds to more than EUR 1 billion

For our **customers**

- Retain high degree of customer satisfaction
- Digitalisation rate of 80%

For our **employees**

- Fill 80% of management positions from within our own ranks
- 2025: 30% women in management positions

For the **environment**

- Climate neutrality Scope 1 & Scope 2
- Lower carbon footprint per employee to less than 1 ton p.a.


CSR Report 2023 (included in Annual Financial Report) available at www.oberbank.com/sustainability



TOP-SUSTAINABILITY RATINGS

PRIME Status by ISS ESG¹⁾

Oberbank is among the **TOP 10** of “Financials/Public & Regional Banks” worldwide.



” Transparency Level:
VERY HIGH (80-100%)

¹⁾ ISS ESG 28.12.2023; ISS ESG is the responsible investment arm of Institutional Shareholder Services Inc., the world's leading provider of environmental, social, and governance solutions for asset owners, asset managers, hedge funds, and asset servicing providers.
Source: <https://www.issgovernance.com/esg/ratings/>

MSCI ESG Rating ‘AA’

Very good ‘AA’ rating: **54th** place among 201 banks considered – Oberbank upgraded to global leader!



The use by Oberbank of any MSCI ESG Research LLC or its affiliates (“MSCI”) data, and the use of MSCI logos, trademarks, service marks or index names herein, do not constitute a sponsorship, endorsement, recommendation, or promotion of Oberbank Bank AG by MSCI. MSCI services and data are the property of MSCI or its information providers, and are provided ‘as-is’ and without warranty. MSCI names and logos are trademarks or service marks of MSCI.



OUR UNIVERSAL BANKING CONCEPT



~ 59.000
Corporate & Business Customers

Export & investment financing, leasing

Interest rate & FX management

Payment & cash management

Documentary & guarantee business

Structured finance, private equity, mezzanine capital

Occupational provision

Source: Oberbank AG
As of: 31st December 2023



~ 274.000
Retail Customers

Housing finance & funding

Private retirement provisioning

Private banking & asset management

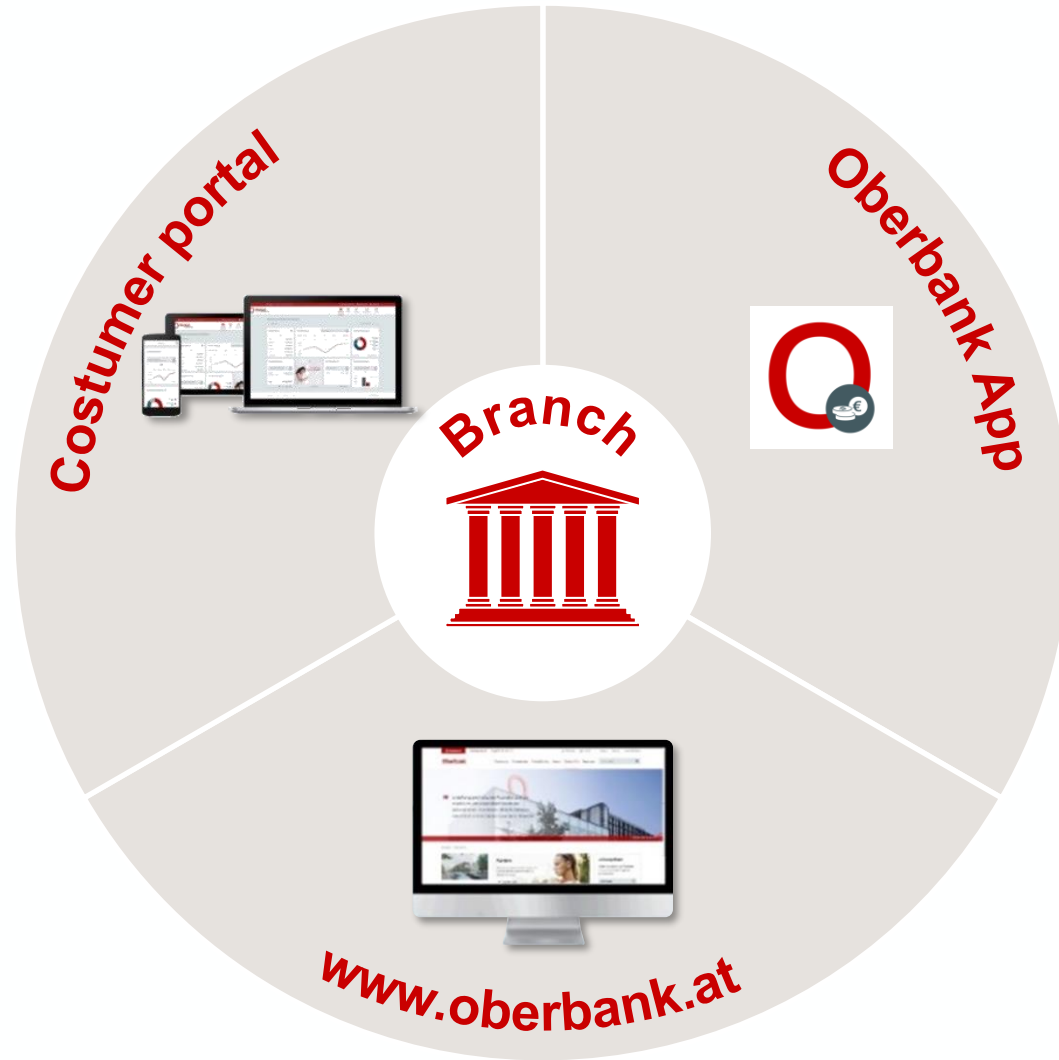
Consumer finance & leasing

Accounts & Cards

Savings deposits



MORE TIME FOR YOU!



**More Time
for You!**
**Customer service
per appointment:
Monday – Friday
8.00 am – 7.00 pm**

Source: Oberbank AG



CONTACTS



LET'S STAY IN TOUCH

Oberbank Headquarters Linz, AT

TELEPHONE-NR.
+43 / 732 / 7802 - 0

E-MAIL
office@oberbank.at



Mag. Klaus Hofbauer, MBA
Corporate & International Finance

+43 / 732 / 7802 - 37656

klaus.hofbauer@oberbank.at



Jürgen Kreiner, LL.B. MSc
General Banking

+43 / 732 / 7802 - 37260

juergen.kreiner@oberbank.at



Erich Stadlberger, MBA
Private Banking & Asset Management

+43 / 732 / 7802 - 37550

erich.stadlberger@oberbank.at



Helmut Edlbauer, MBA
Global Financial Institutions

+43 / 732 / 7802 - 32630

helmut.edlbauer@oberbank.at




Robert Musner, MBA
Treasury & Trading

+43 / 732 / 7802 - 32640

robert.musner@oberbank.at



Annex



Glossary

Total assets	The final amount of all gross investments, cash and equivalents, receivables, and other assets as they are presented on the balance sheet.
Profit	Profit is a financial benefit that is realized when the amount of revenue gained from a business activity exceeds the expenses, costs and taxes needed to sustain the activity.
Lending volume	Loans and advances to customers.
Primary Funds	The primary funds are the sum of all funds, sight, time and savings deposits entrusted to a bank by its customers
Total capital ratio	The total capital ratio is the own funds of the institution expressed as a percentage of the total risk exposure amount. (acc. CRR)
Common Equity Tier 1	The Common Equity Tier 1 capital ratio is the Common Equity Tier 1 capital of the institution expressed as a percentage of the total risk exposure amount. (acc. CRR)
Tier 1 capital ratio	The Tier 1 capital ratio is the Tier 1 capital of the institution expressed as a percentage of the total risk exposure amount. (acc. CRR)
Cost-income-ratio	The cost-income-ratio is an efficiency measure. It shows a company's costs in relation to its income. To get the ratio, divide the operating costs (administrative and fixed costs, such as salaries and property expenses, but not bad debts that have been written off) by operating income.
Risk-earning-ratio	The risk/earnings ratio is the ratio of credit risk to net interest income. (credit risk / net interest income)
RoE	Return on equity (RoE) is the amount of net income returned as a percentage of shareholders equity. Return on equity measures a corporation's profitability by revealing how much profit a company generates with the money shareholders have invested.



Disclaimer

This/these document(s) is/are for current informational purposes only and is/are based on the state of knowledge of the persons charged with its/their preparation at the time of its/their preparation. This/these document(s) constitute(s) neither an offer nor an invitation to buy or sell the investments and (bank) products mentioned therein. None of the statements contained in this/these document(s) should be understood to constitute a general recommendation. Although we believe that the sources we have used are reliable, we do not give any guarantee of the completeness or accuracy of the information reproduced here. In particular, we expressly state that numerical information is subject to errors.

The data provided are historical data. They cannot be used to predict future developments.

Oberbank AG. Legal Form: Aktiengesellschaft (Joint Stock Company). Registered Office: Untere Donaulände 28, A-4020 Linz, Austria. Commercial Register No.: FN 79063 w, Landesgericht Linz (State Court of Linz)



Sources

— Sources are mentioned on each page.

— Icons made by (credit):

Icons retrieved from www.flaticon.com

Flaticon



Freepik



Shutterstock



Adobe Stock

